



**FRAME FINISH OPTIONS**

- MILL (UNFINISHED)
- BRONZE POWDER COAT
- WHITE POWDER COAT
- OTHER (COLOR: \_\_\_\_\_)

**SKY-ARC™ Double Dome Glazing**

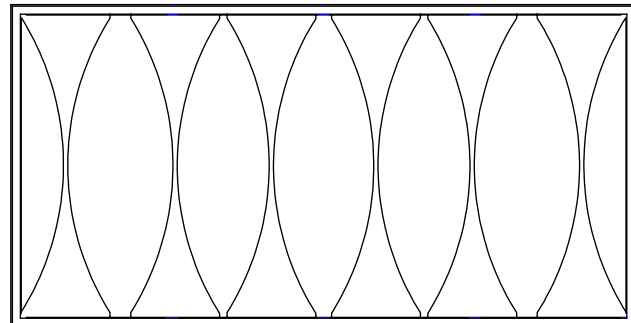
**OUTER GLAZING**

- WHITE SKY-TOUGH™(ST),SKY-ARC™(SA) (UL-972 listed)
- CLEAR SKY-TOUGH™(ST),SKY-ARC™(SA) (UL-972 listed)

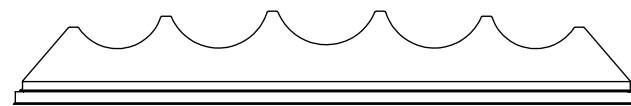
**INNER GLAZING**

- WHITE ACRYLIC (AW)
- CLEAR ACRYLIC (AC)
- PRISMATIC DOME (WHITE OR CLEAR)

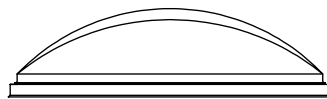
**SKY-ARC™ SHAPE**



**PLAN VIEW**

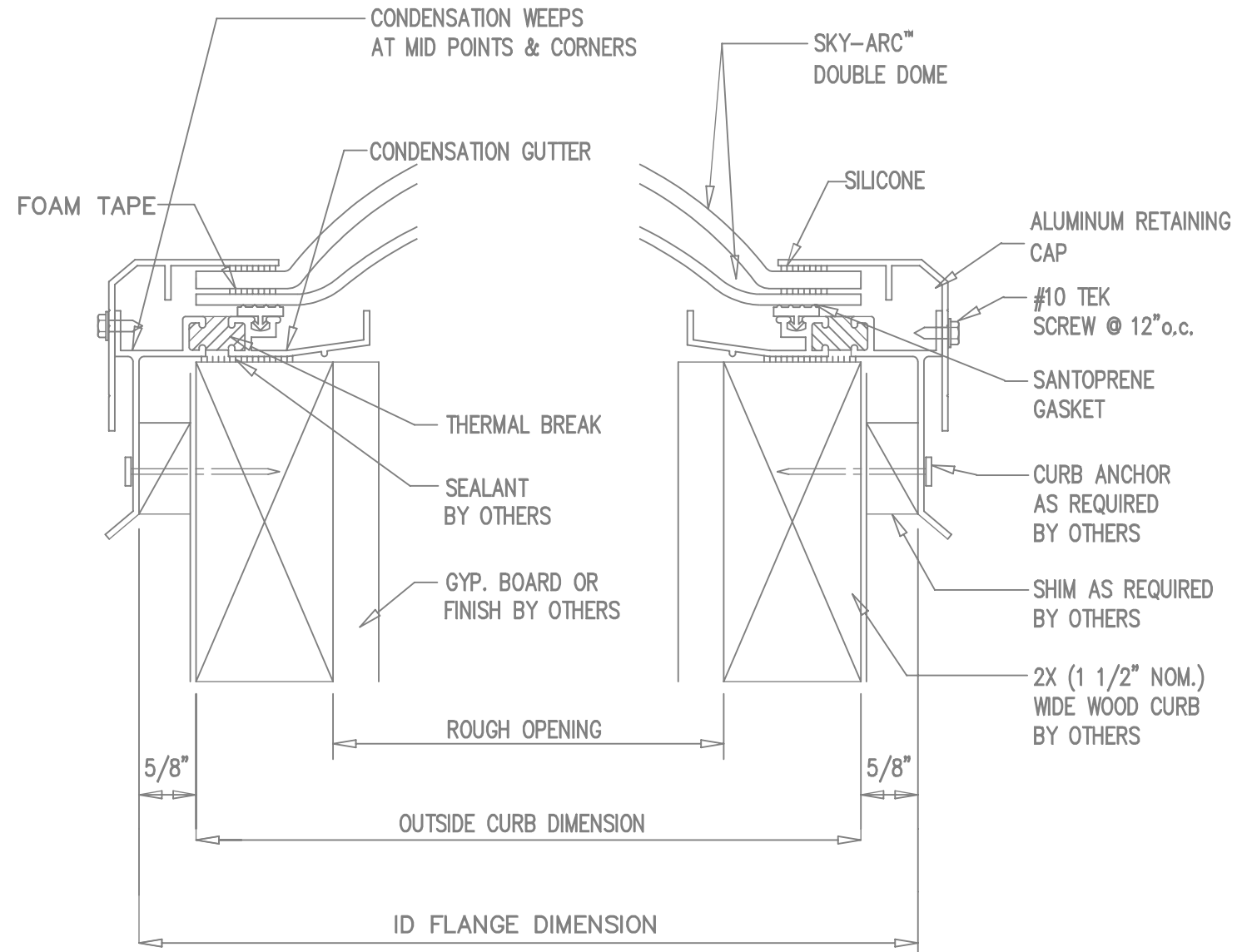


**SIDE ELEVATION**



**END ELEVATION**

QTY.	MODEL	ROUGH OPENING	FM Approvals Ratings
	4848	48" X 48"	Wind Uplift 195 (psf):
	4896	48" X 96"	Spread of Flame Rating: Class A 5/12
	6072	60" X 72"	Hail Rating: SH wih 2.0" diameter ice balls



**A-FMS(TB)-DD-CM**

NOT TO SCALE

FM Approvals Report No. : PR457696

<b>PROJECT :</b>	
<b>CUSTOMER :</b>	
<b>APPROVED BY:</b>	<b>DATE:</b>
<b>JOB NO. :</b>	<b>DATE NEEDED OR SHIP BY:</b>
<b>DATE SUB.:</b>	Aluminum Double Dome Thermally Broken FM Skylight Curb Mount

**REVISIONS**

△	_____
△	_____
△	_____