



FRAME FINISH OPTIONS

- MILL (UNFINISHED)
- BRONZE POWDER COAT
- WHITE POWDER COAT
- OTHER (COLOR: _____)

SKY-ARC™ Double Dome Glazing

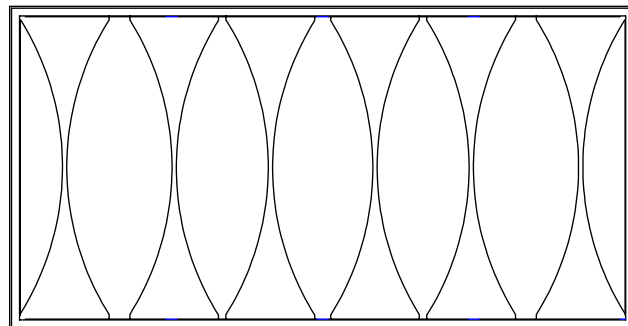
OUTER GLAZING

- WHITE SKY-TOUGH™(ST),SKY-ARC™(SA) (UL-972 listed)
- CLEAR SKY-TOUGH™(ST),SKY-ARC™(SA) (UL-972 listed)

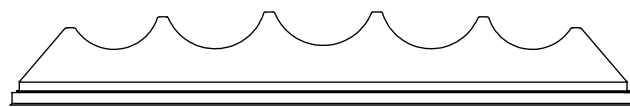
INNER GLAZING

- WHITE ACRYLIC (AW)
- CLEAR ACRYLIC (AC)
- PRISMATIC DOME (WHITE OR CLEAR)

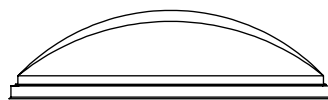
SKY-ARC™ SHAPE



PLAN VIEW

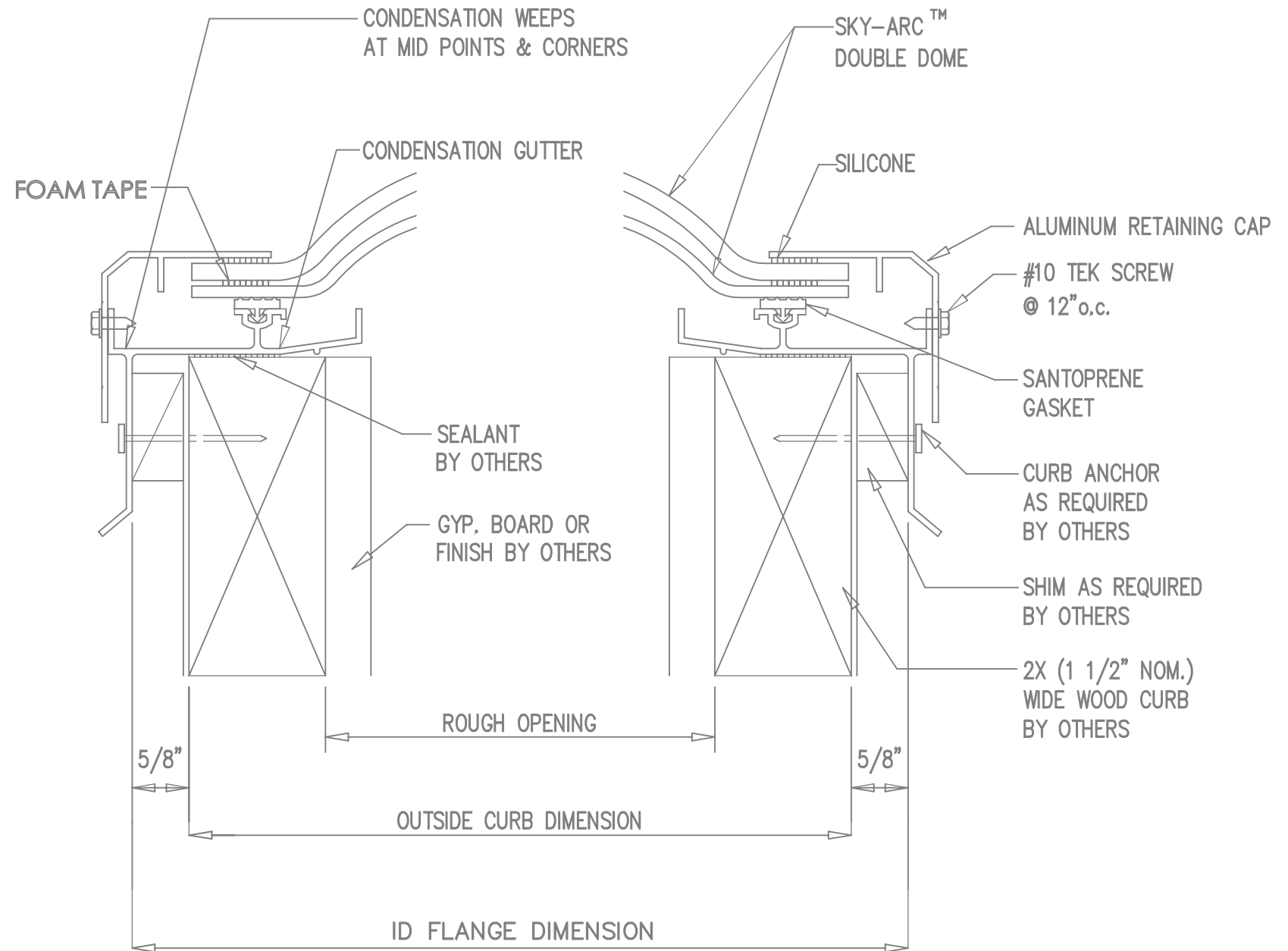


SIDE ELEVATION



END ELEVATION

QTY.	MODEL	ROUGH OPENING	FM Approvals Ratings
	4848	48" X 48"	Wind Uplift 195 (psf):
	4896	48" X 96"	Spread of Flame Rating: Class A 5/12
	6072	60" X 72"	Hail Rating: SH wih 2.0" diameter ice balls



A-FMS-DD-CM

FM Approvals Report No. : PR457696 NOT TO SCALE

PROJECT :	
CUSTOMER :	
APPROVED BY:	DATE:
JOB NO. :	DATE NEEDED OR SHIP BY:
DATE SUB.:	Aluminum Double Dome FM Skylight Curb Mount

REVISIONS	
△	_____
△	_____
△	_____

PAGE: 1.02